

Российская академия наук (РАН)
Институт проблем управления им. В.А. Трапезникова
Российской академии наук (ИПУ РАН)
Российский университет дружбы народов (РУДН)
Институт информационных и телекоммуникационных технологий
Болгарской академии наук (София, Болгария)
Национальный исследовательский Томский государственный
университет (НИ ТГУ)
Научно-производственное объединение
«Информационные и сетевые технологии» («ИНСЕТ»)

РАСПРЕДЕЛЕННЫЕ КОМПЬЮТЕРНЫЕ И ТЕЛЕКОММУНИКАЦИОННЫЕ СЕТИ: УПРАВЛЕНИЕ, ВЫЧИСЛЕНИЕ, СВЯЗЬ (DCCN-2020)



**МАТЕРИАЛЫ XXIII МЕЖДУНАРОДНОЙ НАУЧНОЙ
КОНФЕРЕНЦИИ
(14–18 СЕНТЯБРЯ 2020 г., МОСКВА, РОССИЯ)**

Под общей редакцией д.т.н. В.М. Вишневого, д.т.н. К.Е. Самуйлова

НАУЧНОЕ ЭЛЕКТРОННОЕ ИЗДАНИЕ

**Москва
ИПУ РАН
2020**

Russian Academy of Sciences (RAS)
V.A. Trapeznikov Institute of Control Sciences of RAS (ICS RAS)
Peoples' Friendship University of Russia (RUDN University)
Institute of Information and Communication Technologies of Bulgarian
Academy of Sciences (Sofia, Bulgaria)
National Research Tomsk State University (NR TSU)
Research and development company
“Information and networking technologies”

DISTRIBUTED COMPUTER AND COMMUNICATION NETWORKS: CONTROL, COMPUTATION, COMMUNICATIONS (DCCN-2020)



**PROCEEDINGS OF THE XXIII INTERNATIONAL SCIENTIFIC
CONFERENCE**
(September 14–18, 2020, Moscow, Russia)

*Under the general editorship of D.Sc. V.M. Vishnevskiy,
D.Sc. K.E. Samouylov*

**MOSCOW
ISC RAS
2020**

УДК 004.7:004.4].001:621.391:007

ББК 32.973.202:32.968

Р 24

Распределенные компьютерные и телекоммуникационные сети: управление, вычисление, связь (DCCN-2020) = Distributed computer and communication networks: control, computation, communications (DCCN-2020) [Электронный ресурс] : материалы XXIII Междунар. научн. конфер, 14–18 сент. 2020 г., Москва / под общ. ред. В.М. Вишневого, К.Е. Самуйлова; Ин-т проблем упр. им. В.А. Трапезникова Рос. акад. наук. – Электрон. текстовые дан. (1 файл: 44,9 Мб). – М.: ИПУ РАН, 2020. – 1 электрон. опт. диск (CD-R). – Систем. требования: Pentium 4; 1,3 ГГц и выше; Internet Explorer; Acrobat Reader 4.0 или выше. – Загл. с экрана. – ISBN 978-5-91450-248-2. – № госрегистрации 0322002892.

В научном электронном издании представлены материалы XXIII Международной научной конференции «Распределенные компьютерные и телекоммуникационные сети: управление, вычисление, связь» по следующим направлениям:

- Алгоритмы и протоколы телекоммуникационных сетей
- Управление в компьютерных и инфокоммуникационных системах
- Анализ производительности, оценка QoS / QoE и эффективность сетей
- Аналитическое и имитационное моделирование коммуникационных систем последующих поколений
- Эволюция беспроводных сетей в направлении 5G;
- Технологии сантиметрового и миллиметрового диапазона радиоволн;
- RFID-технологии и их приложения;
- Интернет вещей и туманные вычисления
- Системы облачного вычисления, распределенные и параллельные системы
- Большие данные
- Вероятностные и статистические модели в информационных системах
- Теория массового обслуживания, теория надежности и их приложения
- Высотные беспилотные платформы и летательные аппараты: управление, передача данных, приложения

В материалах научной конференции DCCN-2020, подготовленных к выпуску к.ф.-м.н. Козыревым Д.В., обсуждены перспективы развития и сотрудничества в этой сфере.

Сборник материалов конференции предназначен для научных работников и специалистов в области управления крупномасштабными системами.

*Текст научного электронного издания
воспроизводится в том виде, в котором представлен авторами*

Утверждено к изданию Программным комитетом конференции

UDC: 004.94

Reliability Analysis of Finite-Source Retrial Queueing Systems With Two-Way Communications to the Orbit and Blocking Using Simulation

János Sztrik¹, Ádám Tóth¹, Ákos Pintér¹, Zoltán Bács¹

¹University of Debrecen, Debrecen 4032, Hungary

{toth.adam,sztrik.janos}@inf.unideb.hu, bacs.zoltan@econ.unideb.hu,
apinter@science.unideb.hu

Abstract

A two-way communication, retrial queueing system is considered with a single server which from time to time is subject to random breakdowns. The investigated model is a M/M/1//N type of system where the number of sources is finite. After the service unit becomes idle it is able to call in customers residing in the orbit (outgoing call or secondary customers). Distribution of the service time of primary and secondary customers is exponential with rates μ_1 and μ_2 , respectively. Every used random variable is assumed to be totally independent of each other in the model. Each time the server becoming in faulty state the operation of the system is blocked resulting that throughout this period customers can not enter the system. The novelty of this analysis is to study the effect of blocking in such system on the main performance measures using different distributions of failure time. Results are illustrated graphically with the help of a simulation program developed by the authors.

Keywords: simulation, blocking, sensitivity analysis, finite-source queueing system, unreliable server, retrial queue

1. Introduction

Because of the increasing number of users and devices mainly due to the rapid development of technology it is not an easy task to cope with the question of designing communication systems or redesigning an existing pattern or scheme. Nowadays, every company possesses some kind of network infrastructure so it is unavoidable that the exchange of information would not take place therefore developing mathematical and simulation models and algorithms play quite an important role to deal with

The research was financed by the Higher Education Institutional Excellence Programme of the Ministry of Human Capacities in Hungary, within the framework of the NKFIH-1150-6/2019 thematic programme of the University of Debrecen.

traffic growth. Applying retrial queues in such scenarios are useful and powerful tools to describe real-life problems emerging from main telecommunication systems like telephone switching systems, call centers, computer networks, and computer systems. Many researchers are dedicated to investigating this topic, some examples are mentioned which study retrial queueing systems with repeated calls like in [1],[2]. The applicability of these models is utilized in many areas of science like improving the efficiency of systems for example in the case of local-area networks with random access protocols and with multiple access protocols [3],[4].

The characteristics of two-way communication have a beneficial effect on most of the systems consequently its popularity is quite well-founded in recent years. This can be explainable by the fact that the operation of certain real-life systems can be matchable with models based on a two-way communication scheme. In terms of call-centers, this is especially appropriate considering that the service unit (or agent) apart from handling incoming calls may carry out other activities including selling, promoting, and advertising products. In this paper whenever the server gets to idle state after some random time it is capable of calling customers residing in the orbit. In such scenes, the utilization of the service unit (or workload of agents) is crucial and extensively examined by many papers like [5],[6].

Scrutinizing the available literature on the internet relatively quite a high number of papers are found where the service facilities are presumed to be available all the time. Reliable operation is quite optimistic and an unrealistic approach because deterioration, power supply failure, or unforeseen circumstances can happen anytime modifying moderately the system characteristics. Regarding wireless communication, several components affect the transmission rate resulting in interruptions that can arise at any time throughout transmitting the packets. It is always a key question of how the property of unreliable operation alters the performance measures and the characteristics of the system. Recently published works about retrial queueing systems with a non-reliable server can be found for example in [7],[8],[9].

The main aim of this work is to explore the mechanism of blocking of the investigated system and to compare various distributions of failure time on main performance measures like the mean waiting time of an arbitrary customer or the total utilization of the server. The present paper is a natural continuation of [10] and we want to compare the achieved results with each other. Our self-developed simulation program is used to obtain every important performance measure using SimPack [11], which contains C/C++ libraries and executable programs for computer simulation. In this class, numerous algorithms can be found in connection with discrete-event, continuous,

and combined (multi-model) simulation. Because of using other distributions apart from exponential and the fact that providing exact formulas is almost impossible we selected stochastic simulation to approximate the desired performance measures and to freely integrate any distribution in our code. The novelty of this paper is to present a sensitivity analysis of failure time on the main measures besides blocking using various distributions. Graphical illustrations are provided depicting an interesting phenomenon of sensitivity problems and comparison with the non-blocking system.

2. Model description and notations

We considered a finite-source queueing system with the help of two-way communication with retrials which contains a non-reliable server. The source contains N customers and each of them produces requests (primary or ingoing customers) with rate λ/N resulting exponentially distributed inter-arrival time with parameter λ/N . Our model does not comprise queues thus in case of an idle server the service of an incoming customer starts immediately. The distribution of the service time of these customers is exponentially distributed with parameter μ_1 . After being successfully served the customers return to the source. Alternatively, arriving customers from the orbit or source finding the server in a busy state are forwarded instantly to the orbit. Waiting an exponentially distributed time with parameter γ/N in this virtual waiting room customers launches another attempt to occupy the service unit. From time to time failure of the server may arise according to gamma, hypo-exponentially, hyper-exponentially, Pareto, and lognormal distribution with different parameters but with the same mean value. During this period customers can not enter the system because they are rejected in that instant, this is the so-called blocking. The recovery process begins instantaneously upon the failure of the server, which is also an exponentially distributed random variable with parameter γ_2 . If the service unit breaks down during the service of a customer then that customer is transferred to the orbit immediately. Whenever the server becomes idle it may perform an outgoing call (secondary customers) towards the customers located in the orbit after an exponentially distributed random time with rate ν . The service of these customers is executed according to an exponential distribution with a rate of μ_2 . Rates λ/N and σ/N are used because in [12],[13] very similar systems are evaluated by an asymptotic method where N tends to infinity and was proved that the number of customers in the system follows a normal distribution. All the random variables in the model creation are assumed to be totally independent of each other.

3. Simulation results

Our self-written simulation program includes a statistic package that was developed by Andrea Francini in 1994 [14]. Basically, this statistical analysis tool

is suitable to make a quantitative estimation of the mean and variance values of the desired variables using the method of batch means. In each batch, there are n observations and the useful run is divided into numerous batches. The batches should be long enough and approximately independent in order that the estimation would work correctly. This method belongs to one of the most popular confidence interval techniques for a steady-state mean of a process. In more detailed information about this method is included in the following works [15],[16]. The simulations are performed with a confidence level of 99.9%. The relative half-width of the confidence interval required to stop the simulation run is 0.00001.

To realize the sensitivity analysis four different distributions of failure time are selected to compare the performance measures with each other. The parameters are chosen in such a way that the mean value and variance would be equal, so we applied a fitting process that is necessary to be done. [17] contains a detailed description of the whole process characterizing every used distribution. We differentiated two main scenarios from each other. In the first one, the squared coefficient of variation is greater than one so I utilized hyper-exponential, gamma, Pareto, and lognormal distributions. Table 2 quantifies all the used input parameters of the various distributions of failure time while Table 1 shows the values of other parameters. Results in connection with the squared coefficient of variation are less than one was also investigated and will be published in the extended version of the paper because it is less interesting. Table 1. Used numerical values of model parameters

N	λ/N	γ_2	σ/N	μ	μ_2	ν
100	0.01	1	0.01	1	1.2	0.02

The steady-state distributions are represented on Figure 1 when λ/N is = 0.01 comparing the effect of all four applied distributions of failure time. It shows the probability that exactly i customers are located in the system. Averagely the same number of customers resides in the system, slight differences can be perceivable especially in the case of Pareto. Taking a closer look at the graphs all the curves correspond to normal distribution despite the characteristics of the various distribution.

In Figure 2 the mean arbitrary response time is demonstrated as the request generation increases. Results clearly illustrate the effect of various distributions which is quite significant even though the first two moments are equal. The highest values are experienced at Pareto distribution while the lowest values at gamma distribution.

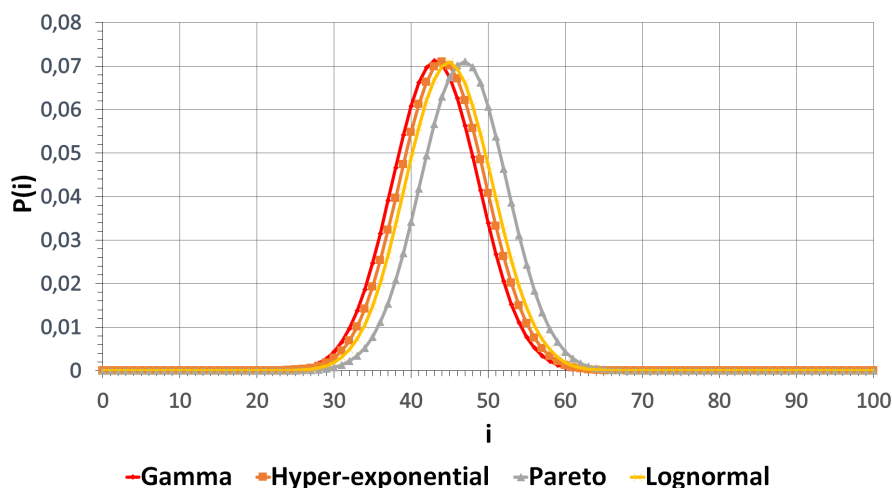


Fig. 1. Comparison of steady-state distributions when $\lambda/N = 0.01$

Table 2. Parameters of failure time

Distribution	Gamma	Hyper-exponential	Pareto	Lognormal
Parameters	$\alpha = 0.6$ $\beta = 0.5$	$p = 0.25$ $\lambda_1 = 0.41667$ $\lambda_2 = 1.25$	$\alpha = 2.2649$ $k = 0.67018$	$m = -0.3081$ $\sigma = 0.99037$
Mean	1.2			
Variance	2.4			
Squared coefficient of variation	1.666666667			

The maximum property characteristic of a finite-source retrial queueing system arises which under suitable parameter setting occurs in spite of increasing arrival intensity.

Figure 3 shows how the total utilization of the server escalates applying intensifying arrival intensity. Under total utilization, we mean every single service including the service of primary, secondary customers, and the interrupted ones, too. By examining closely the figure the received values are almost identical but the tendency is counteractive as we have seen in Figure 2. As more and more customers enter the system the total utilization of the service unit increases.

Figure 4 emphasizes the effect of blocking on the mean waiting time versus arrival intensity. It is observable that in case of blocking the customers spend less time on average because during server failure the incoming customers go back to the source instead of waiting in the orbit. Besides the higher failure rate, the difference is more significant as well. At Figure 4 the distribution of service time of the incoming

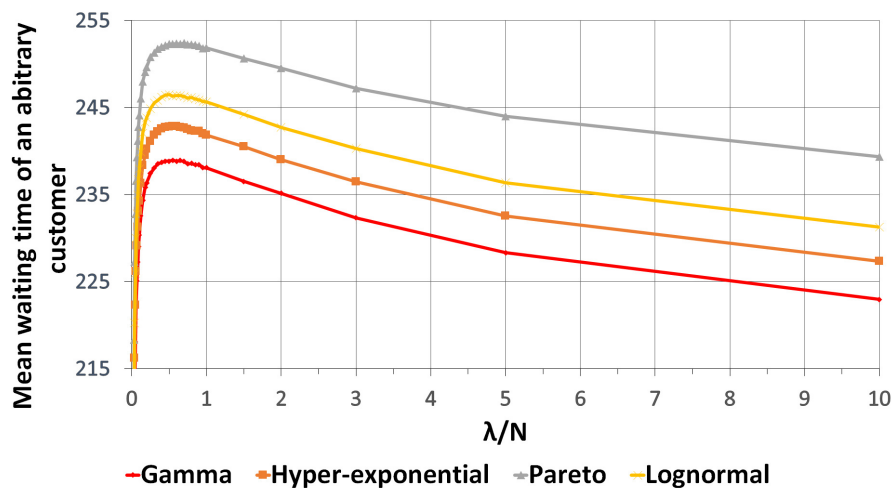


Fig. 2. Mean waiting time vs. arrival intensity

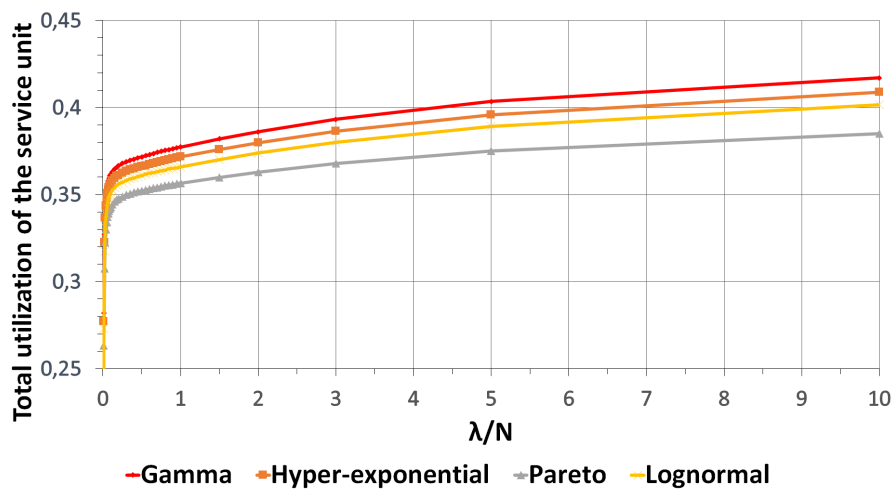


Fig. 3. Total utilization of the server vs. arrival intensity

customer is gamma, but the same tendency can be found in the case of the other distributions, too.

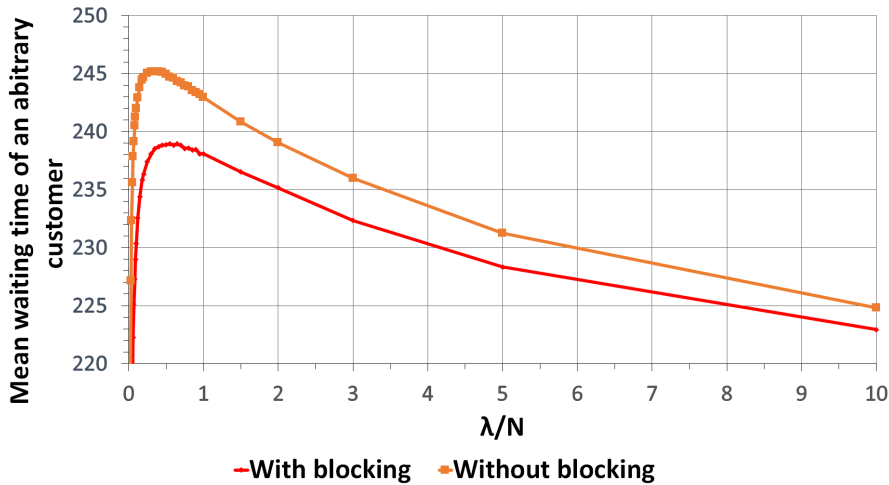


Fig. 4. The effect of blocking on the mean waiting time

4. Conclusion

A finite-source retrial queueing system with the help of two-way communication is introduced with applying blocking and an unreliable server which can make outgoing calls towards the customers of the orbit. The effect of the used distributions and blocking is illustrated by several figures on the mean arbitrary waiting time and the total utilization of the server. With the aid of stochastic simulation, the obtained results clearly revealed that in case the squared coefficient of variation is greater than one the disparity among the values of displayed performance measures is significant having the same mean and variance. In the future we would like to complete this system with other features like experimenting with more distributions, introducing some kind of impatience of the customers, or including more capacity of service.

REFERENCES

1. G. Falin, J. Artalejo, A finite source retrial queue, *European Journal of Operational Research* 108 (1998) 409–424.
2. D. Fiems, T. Phung-Duc, Light-traffic analysis of random access systems without collisions, *Annals of Operations Research* (2017) 1–17.
3. J. Artalejo, A. G. Corral, *Retrial Queueing Systems: A Computational Approach*, Springer, 2008.
4. J. Kim, B. Kim, A survey of retrial queueing systems, *Annals of Operations Research* 247 (1) (2016) 3–36.

5. V. Dragieva, T. Phung-Duc, Two-way communication $M/M/1//N$ retrial queue, in: International Conference on Analytical and Stochastic Modeling Techniques and Applications, Springer, 2017, pp. 81–94.
6. A. Kuki, J. Sztrik, Á. Tóth, T. Bérczes, A Contribution to Modeling Two-Way Communication with Retrial Queueing Systems, in: Information Technologies and Mathematical Modelling. Queueing Theory and Applications, Springer, 2018, pp. 236–247.
7. N. Gharbi, C. Dutheillet, An algorithmic approach for analysis of finite-source retrial systems with unreliable servers, Computers & Mathematics with Applications 62 (6) (2011) 2535–2546.
8. N. Gharbi, B. Nemmouchi, L. Mokdad, J. Ben-Othman, The impact of breakdowns disciplines and repeated attempts on performances of small cell networks, Journal of Computational Science 5 (4) (2014) 633–644.
9. A. Krishnamoorthy, P. K. Pramod, S. R. Chakravarthy, Queues with interruptions: a survey, TOP 22 (1) (2014) 290–320.
10. J. Sztrik, Á. Tóth, Á. Pintér, Z. Bács, Simulation of finite-source retrial queues with two-way communications to the orbit, in: A. Dudin, A. Nazarov, A. Moiseev (Eds.), Information Technologies and Mathematical Modelling. Queueing Theory and Applications, Springer International Publishing, Cham, 2019, pp. 270–284.
11. P. A. Fishwick, Simpack: Getting started with simulation programming in c and c++, in: In 1992 Winter Simulation Conference, 1992, pp. 154–162.
12. A. Nazarov, J. Sztrik, A. Kvach, A survey of recent results in finite-source retrial queues with collisions, in: Information Technologies and Mathematical Modelling. Queueing Theory and Applications, Springer, 2018, pp. 1–15.
13. A. Nazarov, J. Sztrik, A. Kvach, T. Bérczes, Asymptotic analysis of finite-source $M/M/1$ retrial queueing system with collisions and server subject to breakdowns and repairs, Annals of Operations Research 277 (2) (2019) 213–229.
14. A. Francini, F. Neri, A comparison of methodologies for the stationary analysis of data gathered in the simulation of telecommunication networks, in: Proceedings of MASCOTS '96 - 4th International Workshop on Modeling, Analysis and Simulation of Computer and Telecommunication Systems, 1996, pp. 116–122.
15. E. J. Chen, W. D. Kelton, A procedure for generating batch-means confidence intervals for simulation: Checking independence and normality, SIMULATION 83 (10) (2007) 683–694.
16. A. M. Law, W. D. Kelton, Simulation Modeling and Analysis, McGraw-Hill Education, 1991.
17. A. Toth, J. Sztrik, A. Kuki, T. Berczes, D. Efrosinin, Reliability analysis of finite-source retrial queues with outgoing calls using simulation, in: 2019 International Conference on Information and Digital Technologies (IDT), 2019, pp. 504–511.